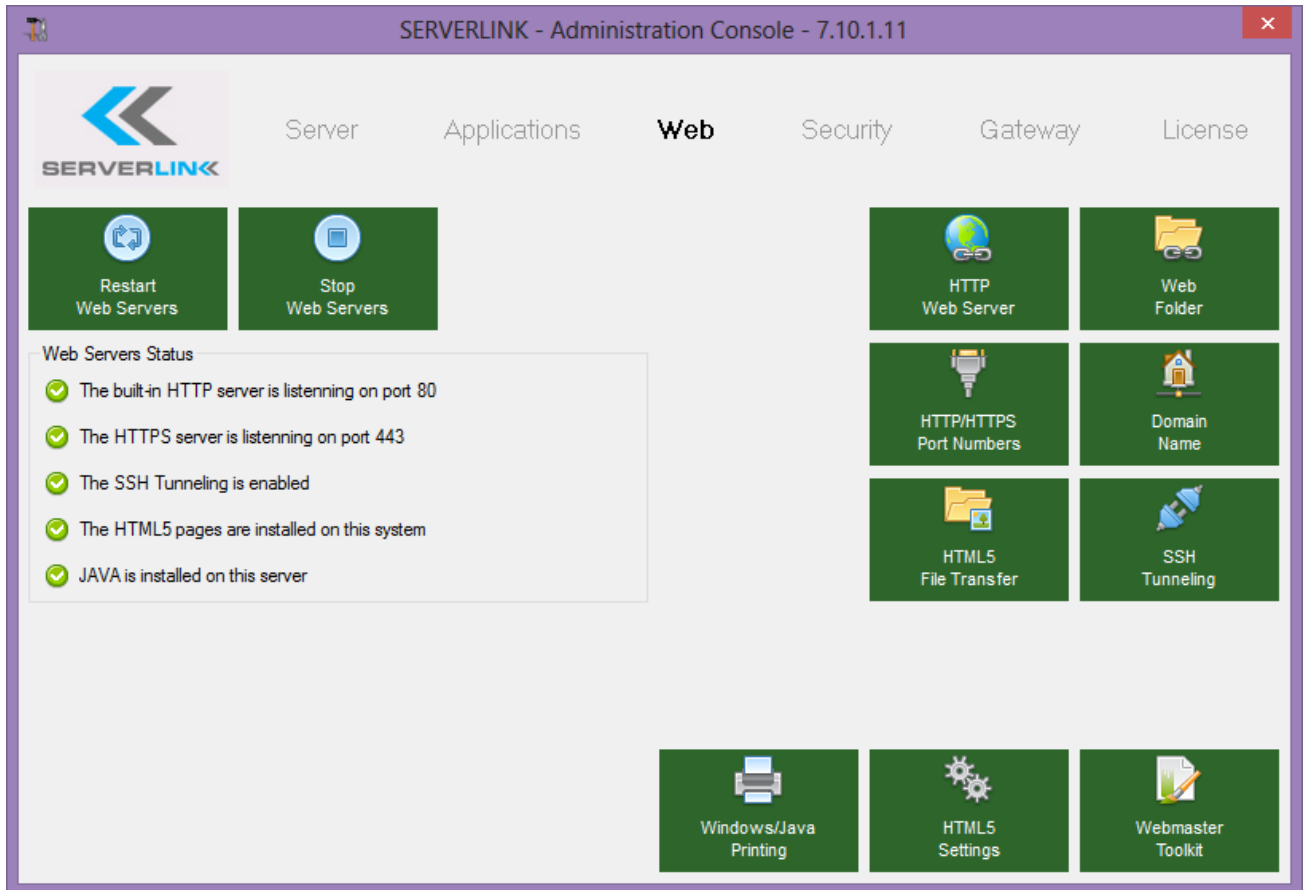


SSH Tunneling Options

Web Server Management Console

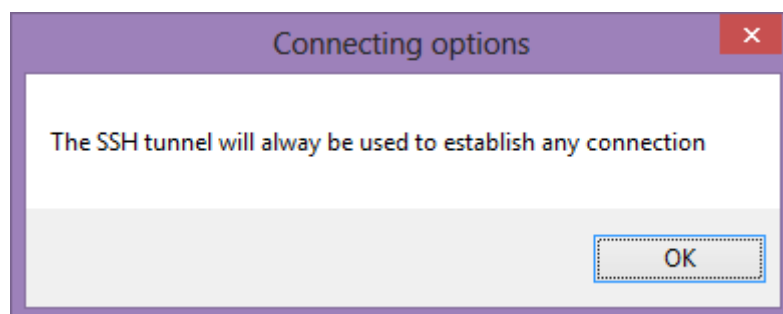
A Management Console is available in the Administrator Tool.

This Management Console enables you to configure ServerLink built-in Web Server, including SSH Tunneling options.

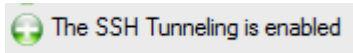


Always use SSH tunneling Option

When you select "Always use SSH tunneling" it will be enabled and you will create a secured SSH tunnel prior to logging in to create a VPN connection to the server. You must click on the "Save" button to continue. The following message will be displayed:

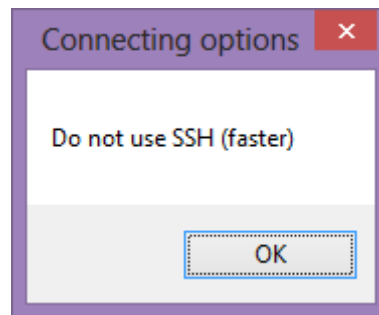


Please click the "OK" button to continue. The "SSH Tunneling is enabled" option will now have a green "+":

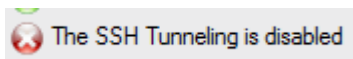


Never use SSH tunneling Option

When you select "Never use SSH tunneling" a VPN connection will not be established. You must click on the "Save" button to continue. The following message will be displayed:

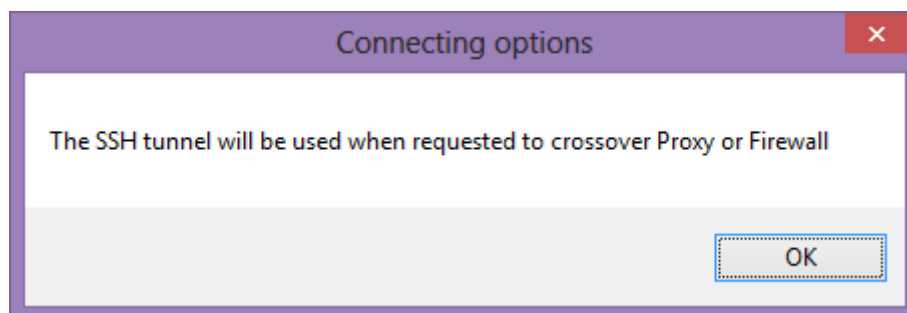


Please click the "OK" button to continue. The "SSH Tunneling is disabled", the option will now have a red "X":



Use SSH tunneling to cross over a Proxy Option

When the "Use SSH tunneling to cross over a Proxy" option is enabled, the following message is displayed:



Please click the "OK" button to continue.